

STRATUS OCT RNFL Thickness Average Analysis Report - 4.0.5 (0076)



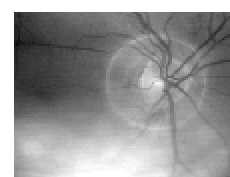
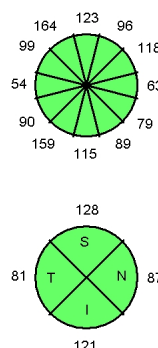
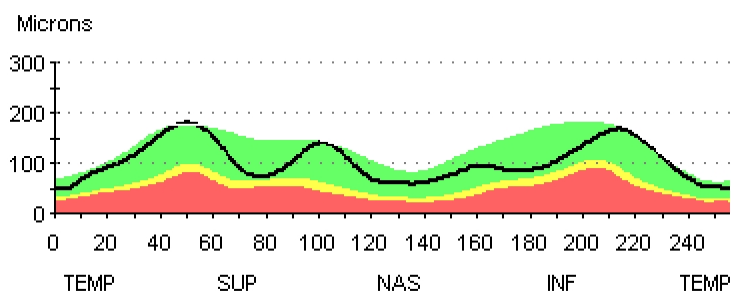
Pereira, Agostinho Oliveira

Scan Type: Fast RNFL Thickness (3.4)

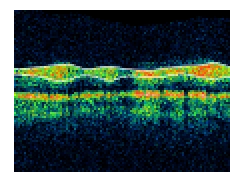
Scan Date: 3/18/2013

Scan Length: 10.87 mm

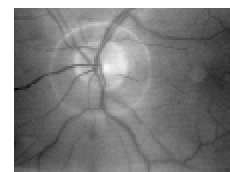
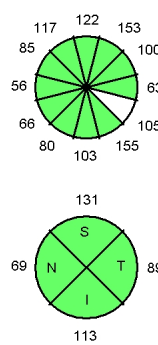
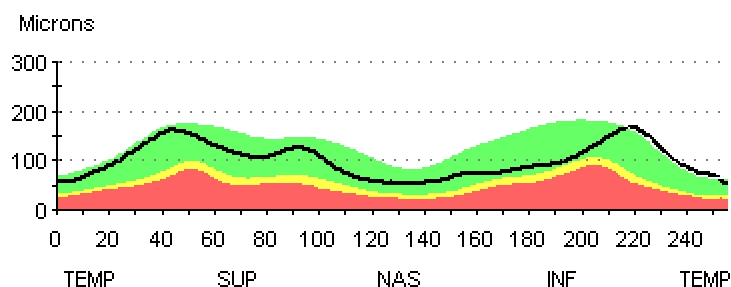
DOB: 7/9/1952, ID: 14760, Male



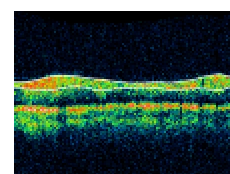
OD



Signal Strength (Max 10)	6
--------------------------	---



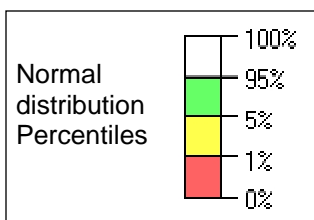
OS



Signal Strength (Max 10)	6
--------------------------	---

— OD - - - - OS

OD	Scans used	1, 2, 3
OS	Scans used	1, 2, 3



	OD (N=3)	OS (N=3)	OD-OS
Imax/Smax	0.93	1.04	-0.11
Smax/Imax	1.07	0.96	0.11
Smax/Tavg	2.22	1.82	0.40
Imax/Tavg	2.06	1.89	0.18
Smax/Navg	2.08	2.35	-0.27
Max-Min	131.00	116.00	15.00
Smax	180.00	162.00	18.00
Imax	167.00	168.00	-1.00
Savg	128.00	131.00	-3.00
Iavg	121.00	113.00	8.00
Avg.Thick	103.98	100.42	3.56

Signature:

Physician:

Leite & Leite - Microcirurgia Ocular Lda